

How To Upload A Photo To The Archive

A screenshot of the Epping Society website. The top navigation bar is green with white text for 'Home', 'News', 'Gallery', 'Join us', 'Did you know', 'Contact us', and 'Links'. A red arrow points to the 'Gallery' button. Below the navigation bar, there is a 'Latest Pictures of' section with a list of categories: 'Epping', 'Historic', 'Epping in the 1960s', 'Epping in the 1970s', 'Epping in the 1980s', 'Epping in the 1990s', 'Epping in the 2000s', 'Epping in the 2010s', 'High street 2011', 'Epping in the press', and 'Events and Celebrations'. To the right of this list is a large green banner for 'Christmas Lunch 2013' with details: 'SUNDAY 8TH DECEMBER 2013 12.30PM PELLY COURT, HEMNALL STREET TICKETS £22.50'. Below the banner is a section titled 'Epping Photo Archive' with a grid of small thumbnail images. At the bottom, there are three featured images: a path through a forest, a tree in a park, and a grid of photos, each with a 'Featured' label.

Hover your mouse over the gallery button and click on the relevant gallery for your image



Historic

No file selected.

Please enter a description of your image

[Show as slideshow]

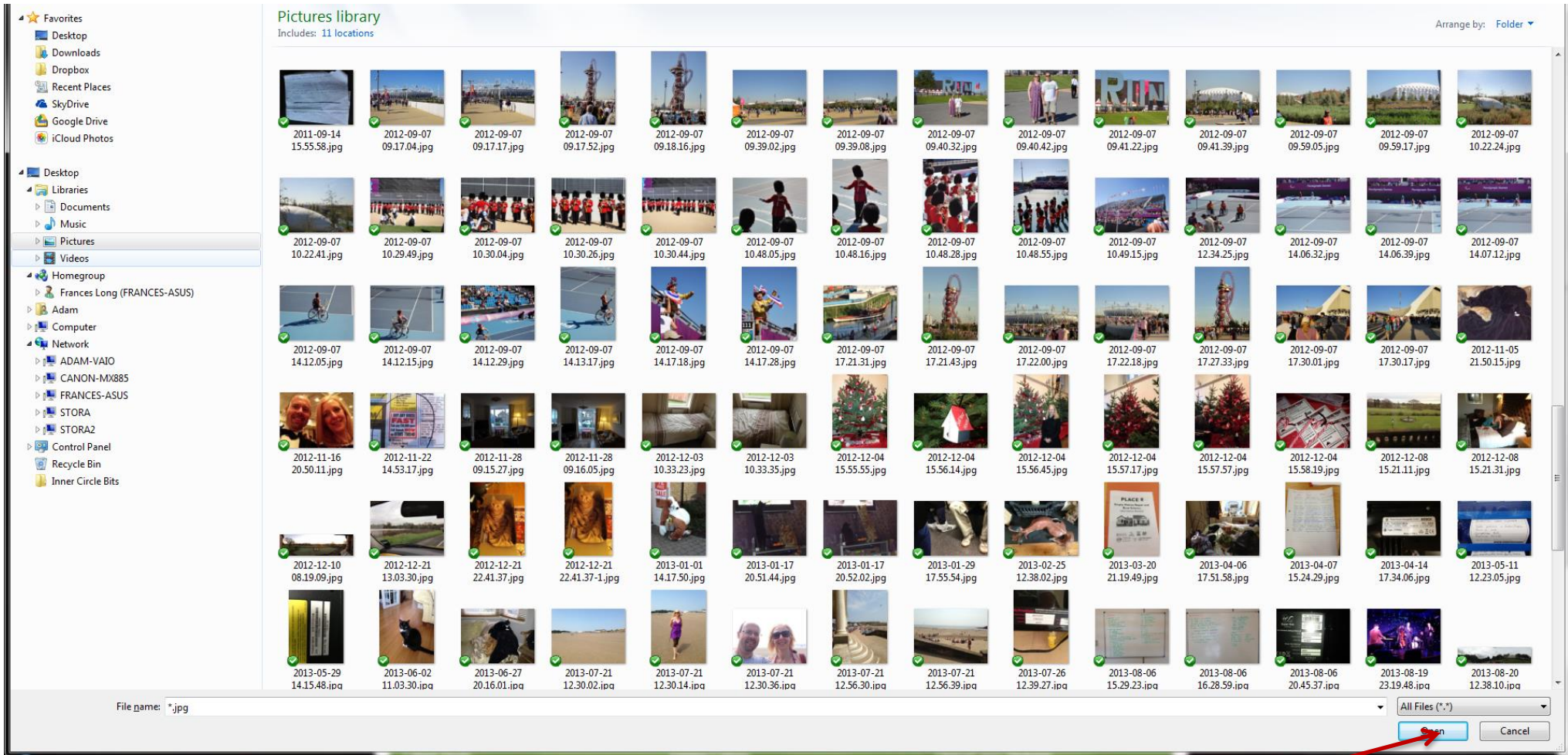


Weather in Epping

Epping Weather

Today	Wednesday	Thursday
 Snow 1°/-10°	 Partly Cloudy -3°/-15°	 Partly Cloudy -6°/-18°

On the page which opens click on browse



Find the picture which you wish to upload, click on the file and then click on Open



- Home
- News
- Gallery
- Join us
- Did you know
- Contact us
- Links

Historic

Browse... 2013-12-08 16.12.50 HDR.jpg

Please enter a description of your image

test for website manual

Upload Your Image

[Show as slideshow]






Gallery



Weather in Epping

Epping Weather

Today	Wednesday	Thursday
 Snow 1°/-10°	 Partly Cloudy -3°/-15°	 Partly Cloudy -6°/-18°

- Latest Posts
- Epping Gallery
- Upload your Pictures

Enter a description for your image and then click on Upload your image